

BVO22 - Flange ball valve (stainless steel) DN 15-200

Description

Stainless steel ball valve PN16/40 with flanged ends and two-piece body, full bore. Mounting flange for actuators according to ISO 5211. Antistatic execution.

Product features

- Connection DN15-50 flanges PN40
DN65-200 flanges PN16 or PN40
- Face to face dimension DN15-100 DIN 3202-F4 (short) = standard, or DIN 3202-F1 (long)
DN125-200 DIN 3202-F5
- Max. working pressure 16/40 bar
- Temperature range -10°C + 180°C, Versions for lower temperatures on request
- Fire Safe execution optional for DN15-100 (according to BS 6755 und ISO 10479)
- Fire Safe design optional for DN125-200
- TA Luft in compliance with TA Luft requirements

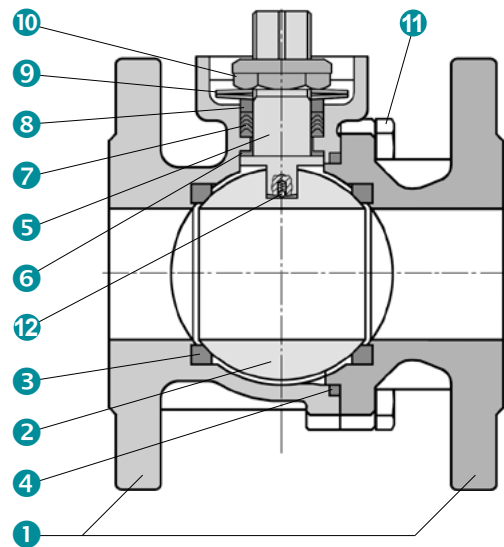


The ball valves BVO22 meet the safety requirements of the pressure Equipments Directive 97/23/EC (PED) appendix 1 for fluids of the groups 1 and 2.

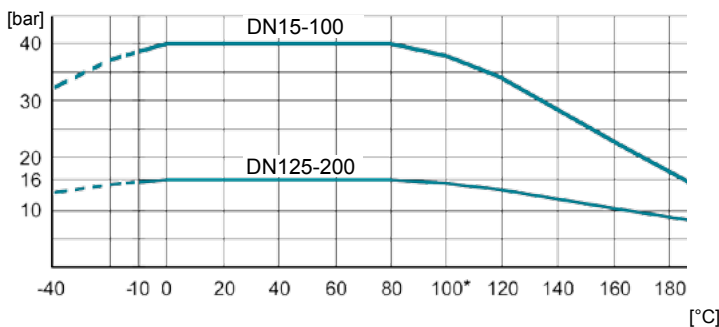


Construction

1	Two-piece body	Stainless steel CF8M, DN15-200 Cast steel GS-C25, DN125-200
2	Ball DN15-50, DN125-200	Stainless steel AISI 316 (1.4401)
3	Seat ring (ball)	Stainless steel CF8M (1.4408)
4*	Seal ring	PTFE + 15% GF
5	Stem	PTFE
6	Lower bearing	Stainless steel AISI 316 (1.4401)
7*	Gland packing self adjusting according to TA-Luft (DN15-200)	PTFE glass fibre reinforced
8	Gland ring	PTFE
9	Bevel washer	Stainless steel AISI 316 (1.4401)
10	Nut	Spring steel
11	Bolt	A2
12	Antistatic ball	DN15-100, A4-70 DN125-200, A2-70
* Material = graphite for Fire Safe execution „FS“		Stainless steel AISI 316 (1.4401)



Pressure / temperature diagram



For temperatures >100°C a mounting bracket with adapter is mounted between ball valve and actuator.

For applications with steam:
 - use seat ring „S“ PTFE-C, 25% Carbon
 - $t_{max} = 160^{\circ}C$, $p_{max} = 5$ bar



Fluids under control.

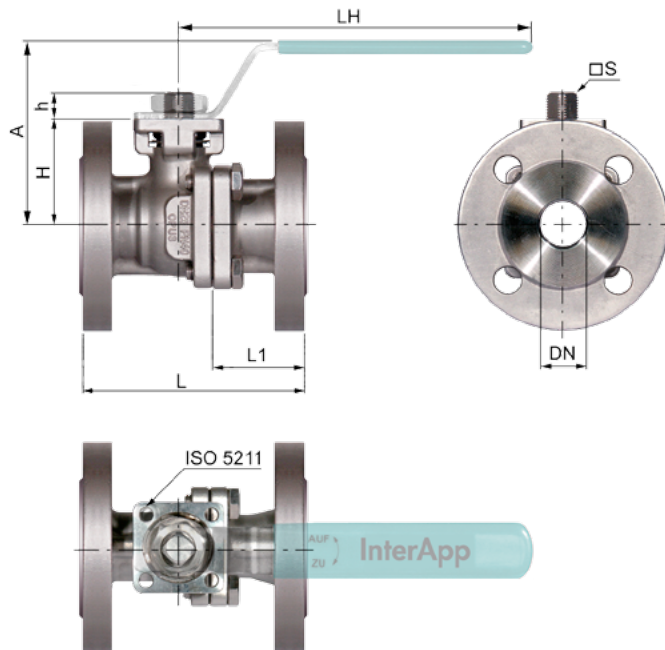
BVO22 - Flange ball valve (stainless steel) DN 15-200

Type code

BVO	22	F	K	. 025	. SS	T	-	..
1	2	3	4	5	6	7		8

1 Type	BVO	Ball valve flanged type with ISO top flange	
2 Construction	22	2/2 ways, two-piece body	
3 Bore	F	Full bore	
4 Face to face dimension	K	F4 (short) standard DN15-100, F5 DN125-200	
	F	F1 (long) DN15-100	
5 Size	015-200	DN15-200	
6 Materials body / ball	S	Body stainless steel	CF8M (1.4408) DN15-200
	S	Ball stainless steel	DN15-50, DN125-200 AISI 316 (1.4401) DN65-100 CF8M (1.4408)
7 Materials seat ring	T	Seat ring white (standard)	PTFE + 15% GF
	S	Seat ring grey (for steam) $t_{max} = 160^{\circ}C$, $p_{max} = 5$ bar	PTFE-C, 25% Carbon
8 Special executions	FS	Fire safe execution (according BS 6755 and ISO 10497)	DN15-100
	FD	Fire safe design	DN125-200
	HJ	Heating jacket	
	PN16	Flange rating PN16	DN65-200

Dimensions



BVO22FK face to face dim. DIN 3202 F4 (DN15-100), F5 (DN125-200)

	DN	L	L1	H	h	S	ISO 5211	kv[m³/h]	[kg]
BVO22FK.015.SST	15	115	48,5	50,0	11	11	F05	35	2,7
BVO22FK.020.SST	20	120	51,5	53,5	11	11	F05	46	3,4
BVO22FK.025.SST	25	125	52,0	58,5	14	14	F05	72	4,4
BVO22FK.032.SST	32	130	57,0	71,0	14	14	F05	105	5,6
BVO22FK.040.SST	40	140	59,0	76,0	17	17	F07	170	8,1
BVO22FK.050.SST	50	150	62,0	83,5	17	17	F07	275	10,7
BVO22FK.065.SST	65	170	72,0	95,0	17	17	F07	507	14,5
BVO22FK.080.SST	80	180	71,2	113	22	22	F10	905	20,7
BVO22FK.100.SST	100	190	75,5	131	22	22	F10	1414	29,7
BVO22FK.125.SST	125	325	123	152	22	22	F10	2362	59,5
BVO22FK.150.SST	150	350	126	217	37	36	F14	3674	80,2
BVO22FK.200.SST	200	400	140	252	37	36	F14	7155	144

BVO22FF face to face DIN 3202 F1

	DN	L	L1	H	h	S	ISO 5211	kv[m³/h]	[kg]
BVO22FF.015.SST	15	130	63,5	50,0	11	11	F05	35	2,7
BVO22FF.020.SST	20	150	81,5	53,5	11	11	F05	46	3,5
BVO22FF.025.SST	25	160	87,0	58,5	14	14	F05	72	4,5
BVO22FF.032.SST	32	180	107,0	71,0	14	14	F05	105	6,0
BVO22FF.040.SST	40	200	119,0	76,0	17	17	F07	170	8,6
BVO22FF.050.SST	50	230	142,0	83,5	17	17	F07	275	11,5
BVO22FF.065.SST	65	290	192,0	95,0	17	17	F07	507	16,1
BVO22FF.080.SST	80	310	201,2	113	22	22	F10	905	22,6
BVO22FF.100.SST	100	350	235,5	131	22	22	F10	1414	33,4

Handlever

DN	A	LH	[kg]
15	92	180	0,5
20	93	180	0,6
25	101	180	0,6
32	113	180	0,9
40	123	300	1,5
50	130	300	1,8
65	142	300	2,6
80	195	400	3,4
100	213	400	5,2
125	272	700	12
150	281	700	12

InterApp AG
Grundstrasse 24
CH-6343 Rotkreuz
Phone +41 (0) 41 7982233
Fax +41 (0) 41 7982234
info@ch.interapp.net

InterApp Austria
Kolpingstrasse 19
A-1230 Wien
Phone +43 (0) 1 6162371-0
Fax +43 (0) 1 6162371-99
info@at.interapp.net

InterApp Italy
Via Gramsci 29
I-20016 Pero (MI)
Phone +39 02 339371
Fax +39 02 33937200
info@it.interapp.net

InterApp Singapore
11, Changi North Street 1, #03-11
Singapore 498823
Phone +65 62141048
Fax +65 62140481
info@sg.interapp.net

AVK Mittelmänn Armaturen
InterApp Germany
Schillerstrasse 50
D-42489 Wülfrath
Phone +49 (0) 2058 901 01
Fax +49 (0) 2058 901 110
info@avkmittelmänn.com

AVK Válvulas S.A.
InterApp Válvulas S.A.
Polígono Industrial Francoli, parcela 27
E-46006 Tarragona
Phone +34 977 543 008
Fax +34 977 541 622
avk@avkvalvulas.com

The technical data are noncommittal and do not assure you of any properties. Please refer to our general sales conditions. Modifications without notice.

© 2009 InterApp AG, all rights reserved